

# Bath Township Fire Department

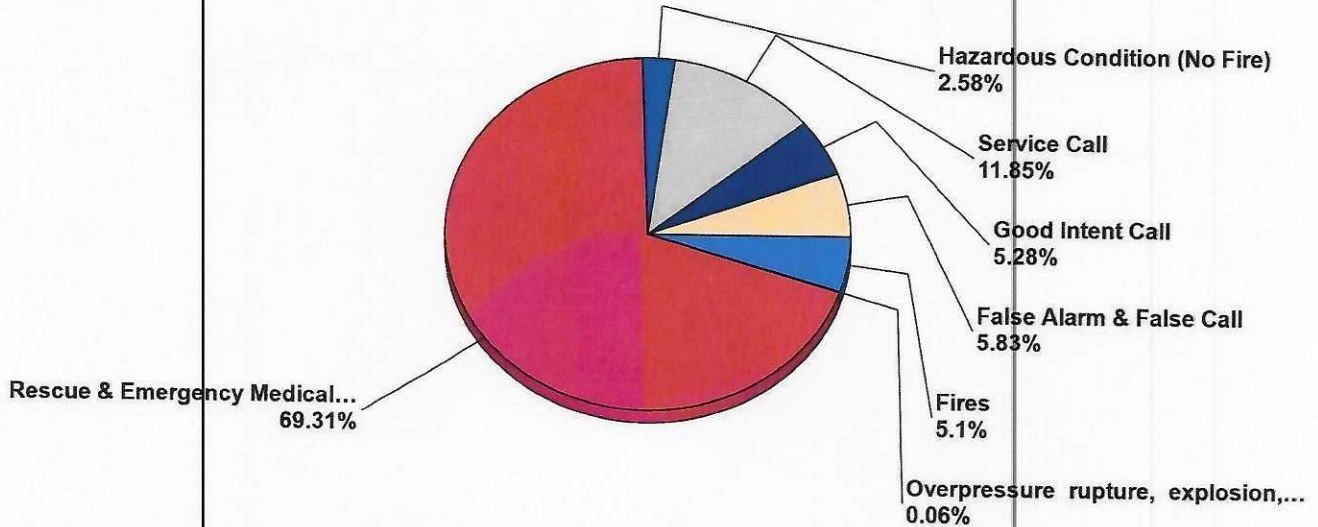
Lima, OH

This report was generated on 1/8/2024 1:48:30 PM



## Breakdown by Major Incident Types for Date Range

Zone(s): All Zones | Start Date: 01/01/2023 | End Date: 12/31/2023



MAJOR INCIDENT TYPE	# INCIDENTS	% of TOTAL
Fires	83	5.1%
Overpressure rupture, explosion, overheating - no fire	1	0.06%
Rescue & Emergency Medical Service	1129	69.31%
Hazardous Condition (No Fire)	42	2.58%
Service Call	193	11.85%
Good Intent Call	86	5.28%
False Alarm & False Call	95	5.83%
<b>TOTAL</b>	<b>1629</b>	<b>100%</b>

Only REVIEWED and/or LOCKED IMPORTED incidents are included. Summary results for a major incident type are not displayed if the count is zero.



emergencyreporting.com  
Doc Id: 553  
Page # 1 of 3

Detailed Breakdown by Incident Type		
INCIDENT TYPE	# INCIDENTS	% of TOTAL
111 - Building fire	18	1.1%
113 - Cooking fire, confined to container	4	0.25%
114 - Chimney or flue fire, confined to chimney or flue	1	0.06%
118 - Trash or rubbish fire, contained	5	0.31%
130 - Mobile property (vehicle) fire, other	2	0.12%
131 - Passenger vehicle fire	14	0.86%
132 - Road freight or transport vehicle fire	2	0.12%
133 - Rail vehicle fire	1	0.06%
138 - Off-road vehicle or heavy equipment fire	1	0.06%
140 - Natural vegetation fire, other	1	0.06%
141 - Forest, woods or wildland fire	1	0.06%
142 - Brush or brush-and-grass mixture fire	11	0.68%
143 - Grass fire	3	0.18%
150 - Outside rubbish fire, other	1	0.06%
151 - Outside rubbish, trash or waste fire	14	0.86%
162 - Outside equipment fire	3	0.18%
171 - Cultivated grain or crop fire	1	0.06%
251 - Excessive heat, scorch burns with no ignition	1	0.06%
311 - Medical assist, assist EMS crew	15	0.92%
321 - EMS call, excluding vehicle accident with injury	1014	62.25%
322 - Motor vehicle accident with injuries	52	3.19%
323 - Motor vehicle/pedestrian accident (MV Ped)	1	0.06%
324 - Motor vehicle accident with no injuries.	40	2.46%
381 - Rescue or EMS standby	7	0.43%
411 - Gasoline or other flammable liquid spill	2	0.12%
412 - Gas leak (natural gas or LPG)	17	1.04%
422 - Chemical spill or leak	2	0.12%
424 - Carbon monoxide incident	5	0.31%
441 - Heat from short circuit (wiring), defective/worn	1	0.06%
442 - Overheated motor	2	0.12%
444 - Power line down	8	0.49%
445 - Arcing, shorted electrical equipment	4	0.25%
463 - Vehicle accident, general cleanup	1	0.06%
500 - Service Call, other	87	5.34%
511 - Lock-out	1	0.06%
520 - Water problem, other	1	0.06%
522 - Water or steam leak	5	0.31%
531 - Smoke or odor removal	15	0.92%
542 - Animal rescue	1	0.06%
551 - Assist police or other governmental agency	3	0.18%
552 - Police matter	1	0.06%
553 - Public service	10	0.61%
554 - Assist invalid	67	4.11%
561 - Unauthorized burning	2	0.12%
611 - Dispatched & cancelled en route	55	3.38%
621 - Wrong location	1	0.06%
622 - No incident found on arrival at dispatch address	21	1.29%
631 - Authorized controlled burning	1	0.06%
651 - Smoke scare, odor of smoke	5	0.31%
652 - Steam, vapor, fog or dust thought to be smoke	3	0.18%
700 - False alarm or false call, other	11	0.68%
731 - Sprinkler activation due to malfunction	1	0.06%
733 - Smoke detector activation due to malfunction	5	0.31%
735 - Alarm system sounded due to malfunction	10	0.61%
736 - CO detector activation due to malfunction	2	0.12%

Only REVIEWED and/or LOCKED IMPORTED incidents are included. Summary results for a major incident type are not displayed if the count is zero.





### Detailed Breakdown by Incident Type

INCIDENT TYPE	# INCIDENTS	% of TOTAL
743 - Smoke detector activation, no fire - unintentional	14	0.86%
744 - Detector activation, no fire - unintentional	7	0.43%
745 - Alarm system activation, no fire - unintentional	43	2.64%
746 - Carbon monoxide detector activation, no CO	2	0.12%
<b>TOTAL INCIDENTS:</b>	<b>1629</b>	<b>100%</b>

Only REVIEWED and/or LOCKED IMPORTED incidents are included. Summary results for a major incident type are not displayed if the count is zero.



emergencyreporting.com

Doc Id: 553

Page # 3 of 3

# Bath Township Fire Department

Lima, OH

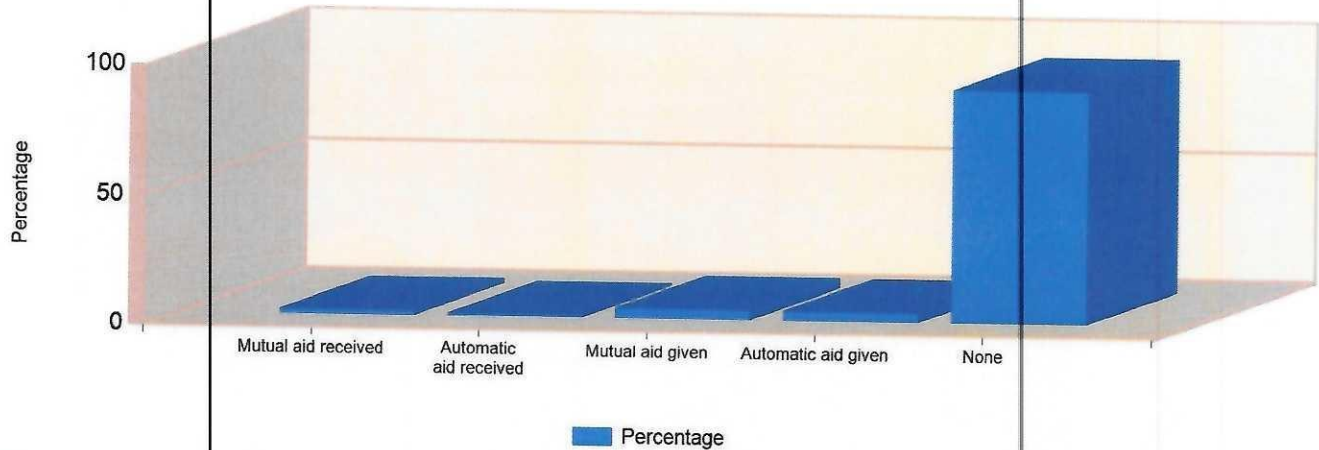
This report was generated on 1/9/2024 10:37:54 AM



## Count of Aid Given and Received for Incidents for Date Range

Start Date: 01/01/2023 | End Date: 12/31/2023

Percentage of Aid Type



AID TYPE	TOTAL	% of TOTAL
Mutual aid received	28	1.7%
Automatic aid received	13	0.8%
Mutual aid given	62	3.8%
Automatic aid given	58	3.6%
None	1468	90.1%

Only REVIEWED incidents included



# Bath Township Fire Department

Lima, OH

This report was generated on 1/16/2024 10:08:37 AM



## Incident Statistics with Alarm to Arrival

Start Date: 01/01/2023 | End Date: 12/31/2023

INCIDENT COUNT			
INCIDENT TYPE		# INCIDENTS	
EMS		1129	
FIRE		500	
TOTAL		1629	
TOTAL TRANSPORTS (N2 and N3)			
APPARATUS	# of APPARATUS TRANSPORTS	# of PATIENT TRANSPORTS	TOTAL # of PATIENT CONTACTS
1302	1	1	5
1305	0	0	2
1306	44	44	63
1307	755	763	1001
DISP	0	0	1
MAU	5	5	5
TOTAL	805	813	1077
PRE-INCIDENT VALUE		LOSSES	
\$4,301,935.00		\$1,228,135.00	
CO CHECKS			
424 - Carbon monoxide incident		5	
736 - CO detector activation due to malfunction		2	
746 - Carbon monoxide detector activation, no CO		2	
TOTAL		9	
MUTUAL AID			
Aid Type		Total	
Aid Given		120	
Aid Received		41	
OVERLAPPING CALLS			
# OVERLAPPING		% OVERLAPPING	
274		16.82	
LIGHTS AND SIREN - AVERAGE RESPONSE TIME (Dispatch to Arrival)			
Station	EMS		FIRE
Bath Township Fire Department	0:06:15		0:07:03
AVERAGE FOR ALL CALLS		0:06:25	

Custom Report. Only Reviewed Incidents included. CO Checks only includes Incident Types: 424, 736 and 734. # ApparatusTransports = # of incidents where apparatus transported. # Patient Transports = All patients transported by EMS. #Patient Contacts = # of PCR contacted by apparatus. This report now returns both NEMSIS 2 & 3 data as appropriate. For overlapping calls that span over multiple days, total per month will not equal Total count for year.



emergencyreporting.com  
Doc Id: 1825  
Page # 1 of 2



LIGHTS AND SIREN - AVERAGE RESPONSE TIME (Alarm to Arrival)			
Station	EMS		FIRE
Bath Township Fire Department	0:06:18		0:07:07
AVERAGE FOR ALL CALLS			0:06:27
LIGHTS AND SIREN - AVERAGE TURNOUT TIME (Dispatch to Enroute)			
Station	EMS		FIRE
Bath Township Fire Department	0:01:18		0:01:51
AVERAGE FOR ALL CALLS			0:01:23
AGENCY		AVERAGE TIME ON SCENE (MM:SS)	
Bath Township Fire Department		21:40	

Custom Report. Only Reviewed Incidents included. CO Checks only includes Incident Types: 424, 736 and 734. # Apparatus Transports = # of incidents where apparatus transported. # Patient Transports = All patients transported by EMS. #Patient Contacts = # of PCR contacted by apparatus. This report now returns both NEMSIS 2 & 3 data as appropriate. For overlapping calls that span over multiple days, total per month will not equal Total count for year.



emergencyreporting.com  
Doc Id: 1825  
Page # 2 of 2

# Bath Township Fire Department

Lima, OH

This report was generated on 1/16/2024 10:11:50 AM



## Patient Transport Count per Destination for Date Range (N2-N3)

Start Date: 01/01/2023 | End Date: 12/31/2023

HOSPITAL DESTINATION		# TRANSPORTS
Lima Memorial Health System		432
St. Rita's Medical Center		378

Only REVIEWED incidents included. This report now returns both NEMSIS 2 & 3 data as appropriate.



emergencyreporting.com  
Doc Id: 517  
Page # 1 of 1



# Bath Township Fire Department

Lima, OH

This report was generated on 1/16/2024 10:13:25 AM



## Incident Count per Complaint Reported by Dispatch for Date Range

Start Date: 01/01/2023 | End Date: 12/31/2023

COMPLAINT REPORTED BY DISPATCH	# INCIDENTS
Abdominal Pain/Problems	53
Allergic Reaction/Stings	9
Assault	12
Automated Crash Notification	1
Back Pain (Non-Traumatic)	12
Breathing Problem	97
Burns/Explosion	1
Carbon Monoxide/Hazmat/Inhalation/CBRN	2
Cardiac Arrest/Death	17
Chest Pain (Non-Traumatic)	114
Choking	6
Convulsions/Seizure	42
Diabetic Problem	16
Eye Problem/Injury	1
Falls	125
Headache	7
Healthcare Professional/Admission	1
Heart Problems/AICD	6
Hemorrhage/Laceration	18
Industrial Accident/Inaccessible Incident/Other Entrapments (Non-Vehicle)	1
Medical Alarm	1
No Other Appropriate Choice	51
Overdose/Poisoning/Ingestion	17
Pregnancy/Childbirth/Miscarriage	2
Psychiatric Problem/Abnormal Behavior/Suicide Attempt	30
Sick Person	191
Stab/Gunshot Wound/Penetrating Trauma	2
Stroke/CVA	24
Traffic/Transportation Incident	65
Traumatic Injury	24
Unconscious/Fainting/Near-Fainting	69
Unknown Problem/Person Down	14
Well Person Check	9

Only Reviewed N2 and N3 Incidents included.



emergencyreporting.com  
Doc Id: 1041  
Page # 1 of 1



# Bath Township Fire Department

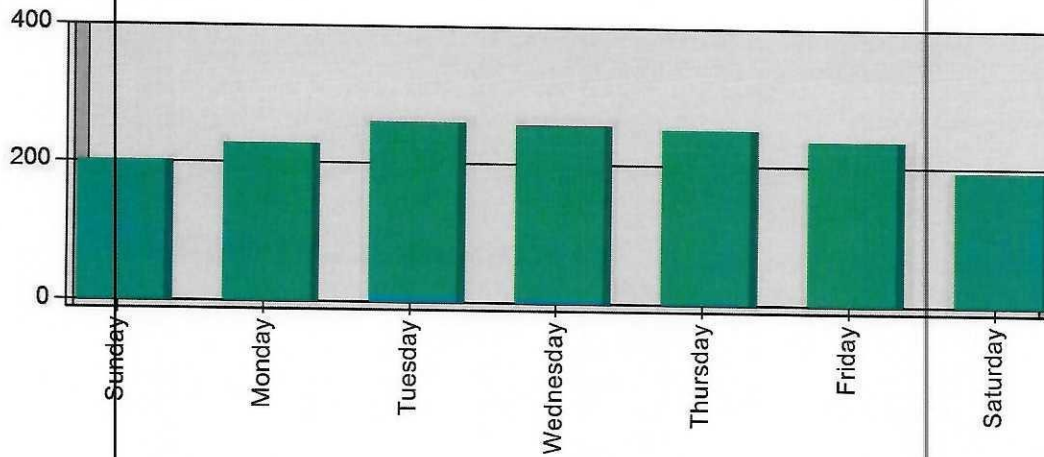
Lima, OH

This report was generated on 1/16/2024 10:18:29 AM



## Incidents by Day of the Week for Date Range

Start Date: 01/01/2023 | End Date: 12/31/2023



DAY OF THE WEEK	# INCIDENTS
Sunday	202
Monday	228
Tuesday	260
Wednesday	257
Thursday	252
Friday	237
Saturday	193
TOTAL	1629

Only REVIEWED incidents included



emergencyreporting.com

Doc Id: 445

Page # 1 of 1

# Bath Township Fire Department

Lima, OH

This report was generated on 1/16/2024 10:20:19 AM



## Incident Count by Weekday and Hour for Zone for Shift for Date Range

Personnel: All Personnel | Shift(s): All Shifts | Zone: All Zones | Start Date: 01/01/2023 | End Date: 12/31/2023

Hour	Sun	Mon	Tue	Wed	Thu	Fri	Sat	Hour	Total per Hour	Percent
00:00	7	6	7	11	6	3	9	00:00	49	3.01%
01:00	7	7	8	8	6	9	10	01:00	55	3.38%
02:00	2	4	8	7	7	4	5	02:00	37	2.27%
03:00	9	9	5	6	3	6	2	03:00	40	2.46%
04:00	4	8	8	4	2	3	6	04:00	35	2.15%
05:00	7	1	5	4	4	6	3	05:00	30	1.84%
06:00	6	10	5	7	8	9	7	06:00	52	3.19%
07:00	6	11	13	12	8	8	8	07:00	66	4.05%
08:00	11	11	15	16	14	9	9	08:00	85	5.22%
09:00	11	19	18	22	26	16	8	09:00	120	7.37%
10:00	8	15	15	20	21	14	4	10:00	97	5.96%
11:00	14	13	9	13	13	17	12	11:00	91	5.59%
12:00	4	11	13	22	11	13	13	12:00	87	5.34%
13:00	11	14	19	14	23	19	5	13:00	105	6.45%
14:00	10	12	12	15	9	16	11	14:00	85	5.22%
15:00	9	11	10	12	14	11	12	15:00	79	4.85%
16:00	9	11	14	6	10	8	3	16:00	61	3.75%
17:00	10	12	18	5	9	10	15	17:00	79	4.85%
18:00	12	11	9	19	13	17	11	18:00	92	5.65%
19:00	7	5	12	10	15	6	7	19:00	62	3.81%
20:00	6	8	9	13	6	6	8	20:00	56	3.44%
21:00	11	5	12	4	8	12	11	21:00	63	3.87%
22:00	12	6	7	4	9	6	10	22:00	54	3.32%
23:00	9	8	8	3	7	9	4	23:00	48	2.95%
Total Responses for Day	202	228	259	257	252	237	193	Total	1628	100.00%
% of Responses for Day	6.93%	8.33%	7.34%	8.56%	10.32%	8.02%	7.77%			
% of Responses for Week	12.41%	14.00%	15.91%	15.79%	15.48%	14.56%	11.86%			

Incident Count by Weekday and Hour for Zone, for Shift and Date Range. Zone information is defined on the Basic Info 3 screen of an incident. Only REVIEWED incidents included. Maximum call volumes for each day are shown with a RED background, and maximum call volumes for each hour are shown with a BLUE background. "% of Responses for Day" indicates the maximum hourly call volume as percentage of total calls for the day of the week. "% of Responses for Week" indicates the total number of calls for the day of the week as a percentage of total calls.



emergencyreporting.com  
Doc Id: 1420  
Page # 1 of 1



# Bath Township Fire Department

Lima, OH

This report was generated on 1/16/2024 10:26:51 AM



## Total Training Hours per Personnel by Date Range

Personnel: All Personnel | Station(s): All Stations | Start Date: 01/01/2023 | End Date: 12/31/2023

Personnel Name	Total hours
Blair, Cody M	69:15
Bowen, Lainey	106:00
Briggs, Matthew E	1:00
Durham, Jake	17:30
Emans , Ross D	68:45
Filadelfo, Kaleb	52:30
Fillhart , Travis	42:30
Jenkins , Jared	139:00
Kitchen , Joseph	115:30
Markward, Kevin M	44:30
Martin, Bridget	89:00
Meyer , Brenda	21:30
Meyer , Kenneth	61:30
Pletcher, Dru-Ann	57:45
Plumpe , Crystal	131:30
Shady, Nicholas	55:45
Stippich , William	38:30
Yingling, Brock A	10:00
ZZ-Anderson, Brian	1:00
ZZ-Personnel, Other	1:00
Count of Personnel : 20	Total Agency Training Hours : 1124:00

Completed and Reviewed classes only. This report pulls training hours from the Training Code Hours field on the Info Page.



emergencyreporting.com  
Doc Id: 1716  
Page # 1 of 1